

THE POSITIVE IMPACT OF HUMAN CO₂ EMISSIONS ON THE SURVIVAL OF LIFE ON EARTH

BY PATRICK MOORE | JUNE 2016



Ideas that change your world | www.fcpp.org



Media Inquiries and Information:

Deb Solberg

Tel: (403) 919-9335

Development Inquiries:

Samantha Leclerc

Tel: (403) 400-6862

The author gratefully acknowledges the assistance provided by Christopher Monckton of Brenchley in researching and editing this document.

Disclaimer:

The opinions expressed in this paper are exclusively those of the independent author(s) and do not reflect the opinions of the Frontier Centre for Public Policy, its Board of Directors, staff and/or donors.

ISSN # 1491-78 ©2015

Research conducted by the Frontier Centre for Public Policy is conducted under the highest ethical and academic standards. Research subjects are determined through an ongoing needs assessment survey of private and public sector policymakers. Research is conducted independent of Frontier Centre donors and Board of Directors and is subject to double-blind peer review prior to publication.

ABOUT THE FRONTIER CENTRE FOR PUBLIC POLICY

The Frontier Centre for Public Policy is an innovative research and education charity registered in both Canada and the United States.

Founded in 1999 by philanthropic foundations seeking to help voters and policy makers improve their understanding of the economy and public policy, our mission is to develop the ideas that change the world.

Innovative thought, boldly imagined. Rigorously researched by the most credible experts in their field. Strenuously peer reviewed. Clearly and aggressively communicated to voters and policy makers through the press and popular dialogue.

That is how the Frontier Centre for Public Policy achieves its mission.



DR. PATRICK MOORE

Dr. Patrick Moore is a Senior Fellow with the Energy, Ecology and Prosperity program at the Frontier Centre for Public Policy. He has been a leader in the international environmental field for over 40 years. Dr. Moore is a Co-Founder of Greenpeace and served for nine years as President of Greenpeace Canada and seven years as a Director of Greenpeace International. Following his time with Greenpeace, Dr. Moore joined the Forest Alliance of BC where he worked for ten years to develop the Principles of Sustainable Forestry, which have now been adopted by much of the industry. In 2013, he published *Confessions of a Greenpeace Dropout – The Making of a Sensible Environmentalist*, which documents his 15 years with Greenpeace and outlines his vision for a sustainable future.

TABLE OF CONTENTS

5	Executive Summary
6	Introduction
7	The History of CO₂ in the Global Atmosphere
7	<i>The Rise of Terrestrial Woody Plants</i>
8	<i>The Second Long Decline of CO₂</i>
9	<i>CO₂ Rises from the Brink</i>
11	The Distribution of Carbon Today
11	<i>CO₂ in the Oceans</i>
12	<i>CO₂ in the Modern Era</i>
15	Higher CO₂ Concentrations Will Increase Plant Growth and Biomass
15	<i>Discussion</i>
16	<i>Atmospheric CO₂ Concentrations in the Future</i>
17	<i>A Paradigm Shift in the Perception of CO₂</i>
19	Conclusion
21	Endnotes
23	Bibliography

EXECUTIVE SUMMARY

This study looks at the positive environmental effects of carbon dioxide (CO₂) emissions, a topic which has been well established in the scientific literature but which is far too often ignored in the current discussions about climate change policy.

All life is carbon based and the primary source of this carbon is the CO₂ in the global atmosphere.

As recently as 18,000 years ago, at the height of the most recent major glaciation, CO₂ dipped to its lowest level in recorded history at 180 ppm, low enough to stunt plant growth. This is only 30 ppm above a level that would result in the death of plants due to CO₂ starvation.

It is calculated that if the decline in CO₂ levels were to continue at the same rate as it has over the past 140 million years, life on Earth would begin to die as soon as two million years from now and would slowly perish almost entirely as carbon continued to be lost to the deep ocean sediments.

The combustion of fossil fuels for energy to power human civilization has reversed the downward trend in CO₂ and promises to bring it back to levels that are likely to foster a considerable increase in the growth rate and biomass of plants, including food crops and trees.

Human emissions of CO₂ have restored a balance to the global carbon cycle, thereby ensuring the long-term continuation of life on Earth.

This extremely positive aspect of human CO₂ emissions must be weighed against the unproven hypothesis that human CO₂ emissions will cause a catastrophic warming of the climate in coming years.

The one-sided political treatment of CO₂ as a pollutant that should be radically reduced must be corrected in light of the indisputable scientific evidence that it is essential to life on Earth.

INTRODUCTION

There is a widespread belief that CO₂ emissions from the burning of fossil fuels for energy are a threat to the Earth's climate and that the majority of species, including the human species, will suffer greatly unless these emissions are drastically curtailed or even eliminated.¹

This paper offers a radically different perspective based on the geological history of CO₂. CO₂ is one of the most essential nutrients for life on Earth. It has been approaching dangerously low levels during recent periods of major glaciation in the Pleistocene Ice Age, and human emissions of CO₂ may stave off the eventual starvation and death of most life on the planet due to a lack of CO₂.² This is not primarily a discussion of the possible connection between CO₂ and global warming or climate change, although some mention must be made of it. There has been a great deal of discussion on the subject, and it is hotly contested in both scientific and political spheres. There is no question that the climate has warmed during the past 300 years since the peak of the Little Ice Age. There is also no question that CO₂ is a greenhouse gas and *all else being equal*, the emissions would result in some warming if CO₂ rose to higher levels in the atmosphere. Yet, there is no definitive scientific proof

that CO₂ is a major factor in influencing climate in the real world. The Earth's climate is a chaotic, non-linear, multi-variant system with many unpredictable feedbacks, both positive and negative. Primarily, this is a discussion about the role of atmospheric CO₂ in the maintenance of life on Earth and the positive role of human civilization in preventing CO₂ from trending downward to levels that threaten the very existence of life.

THE HISTORY OF CO₂ IN THE GLOBAL ATMOSPHERE

It is an undisputed fact that all life on Earth is carbon based and that the source of this carbon is CO₂, which cycles through the global atmosphere. The original source of CO₂ in the atmosphere is thought to be massive volcanic eruptions during the Earth's early history, the extreme heat of which caused the oxidation of carbon in the Earth's interior to form CO₂.³ Today, as a minor gas at 0.04 per cent, CO₂ permeates the entire atmosphere and has been absorbed by the oceans and other water bodies (the hydrosphere), where it provides the food for photosynthetic species such as phytoplankton and kelp. If there were no CO₂ or an insufficient level of CO₂ in the atmosphere and hydrosphere, there would be no life as we know it on our planet.

On a relatively short-term basis (years to hundreds of years), the carbon cycle is a complex series of exchanges among the atmosphere, the hydrosphere, living species and decomposing organic matter in soils and sediments. Over the long term (millions to billions of years), the majority of the carbon that has been absorbed from the atmosphere by plants has been lost to the cycle into deep deposits of fossil fuels and carbonaceous rock (minerals) such as chalk, limestone, marble and dolomite. By far the majority of the carbon sequestered over the long term is in the form of carbonaceous rock.

We do not have a good estimate of the total amount of CO₂ that has been emitted from volcanic activity into the global atmosphere. We do not know the total amount of carbon that has been lost to long-term sequestration in fossil fuels and carbonaceous rock, but we do have order-of-magnitude estimates. We do have quantitative estimates of the level of CO₂ in the atmosphere going back more than 600 million years, i.e., the net result of additions from volcanic events, losses to deep deposition in carbonaceous rocks and fossil fuels, the biomass of living species and decomposing organic matter. These estimates become more accurate the closer they are to the present. This paper will focus on the past 540 million years and in particular the past 140 million years.

The best estimate of CO₂ concentration in the global atmosphere 540 million years ago is 7,000 ppm, with a wide margin of error. (See Figure 1). For the sake of discussion, we will accept that number, which indicates a mass of more than 13,000 billion tonnes (Gt) of carbon in the atmosphere, 17 times the present level, during the Cambrian Explosion, when multicellular life evolved. This is considered the advent of modern life, when both plant and animal species diversified rapidly in warm seas and later colonized the land during a warm terrestrial climate.⁴ Prior to this, for more than three billion years, life was largely unicellular, microscopic and confined to the sea.

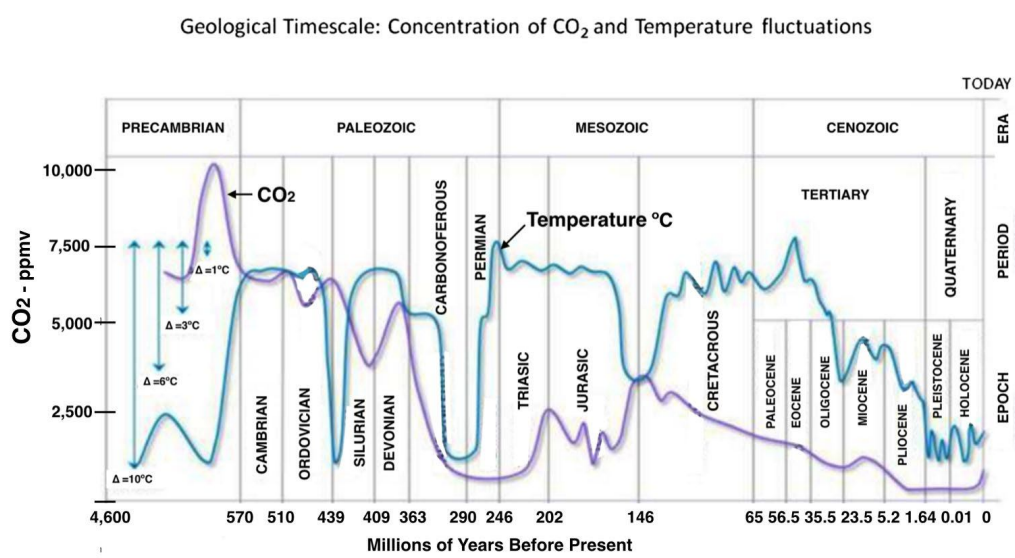


Figure 1. Graph of global temperature and atmospheric CO₂ concentration over the past 600 million years. Note both temperature and CO₂ are lower today than they have been during most of the era of modern life on Earth since the Cambrian Period. Also, note that this does not indicate a lock-step cause-effect relationship between the two parameters.⁵



One of the most significant developments during the establishment of terrestrial plant species was the evolution of wood, a complex of cellulose and lignin that provided a rigid stem. This allowed plants to place their photosynthetic structures higher toward the sun, thus providing a competitive advantage. The evolution of lignin also provided protection against attack from bacteria and fungi, as no species had yet evolved enzymes that could digest lignin. There followed in the Devonian Period the spread of vast forests of tree ferns, trees and shrubs, resulting in a massive increase in living biomass compared with the low-lying vegetation prior to the woody era. This orders-of-magnitude increase in biomass came with an inevitable drawing down of CO₂ from the atmosphere, as wood is almost 50 per cent carbon. From that time until the present day, the biomass of trees and other woody plants far surpasses the sum of all other species combined.⁶

It could be expected that once living biomass had reached a much higher but relatively stable state that the net withdrawal of CO₂ would end and would level off at a concentration somewhat lower than the approximately 4,000 ppm (7,600 Gt of carbon) in the mid-Devonian. However, this was not the case. CO₂ levels continued to drop, with minor fluctuations

perhaps caused by volcanic activity, for the next 80 million to 100 million years into the mid-Carboniferous Period until they reached a level of about 400 ppm (760 Gt of carbon), similar to present-day levels. Therefore, during this era, the level of CO₂ in the atmosphere was reduced by about 90 per cent. Many of the massive coal deposits we are mining today were formed during this period.

There are two competing hypotheses regarding the formation of coal during these ancient times. One hypothesis postulates that coal deposits came about as trees died and fell into vast swamps where they were preserved, eventually buried by deep sediments, and over time transformed into coal by heat and pressure.⁷ An alternative explanation is that the decomposer species of bacteria, fungi and insects had not yet developed the complex set of digestive enzymes necessary to digest wood. Therefore, the dead trees in forests simply piled up on top of one another and new trees grew upon an ever-deepening layer of dead trees until eventually they were buried, and heat and pressure converted them into coal.⁸

The end of the Carboniferous and the beginning of the Permian marked a reversal of the downward trend in CO₂, and over the next 125 million years, CO₂ rose to about 2,500 ppm in the Jurassic Period. During this period, species of

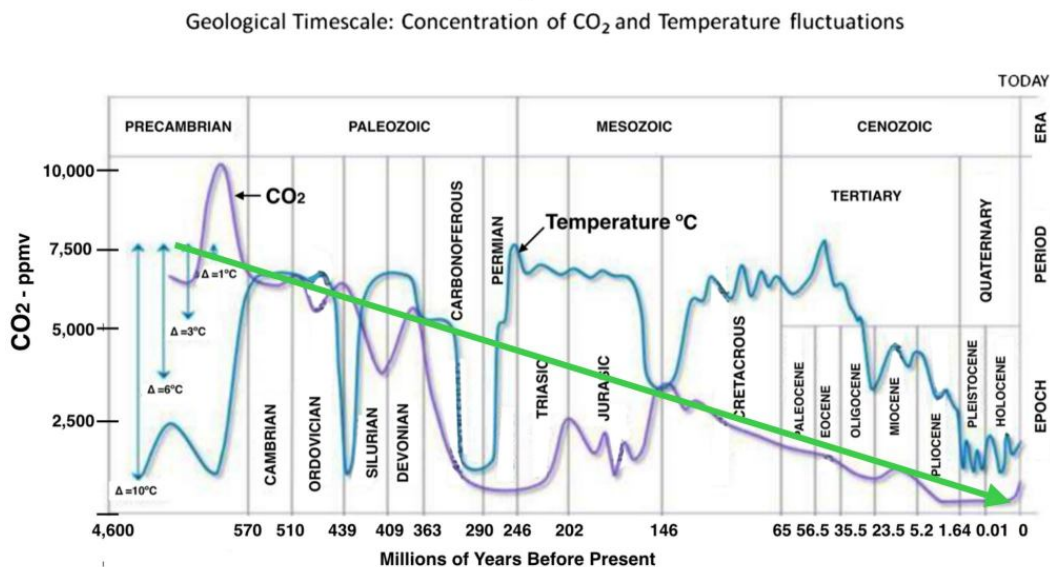


Figure 2. The graph of CO₂ and temperature shown in Figure 1 with the trend in CO₂ concentration in the global atmosphere represented by the green arrow. Note the uptick at the far right of the graph representing the reversal of the 600 million-year downward trend due primarily to emissions of CO₂ from the use of fossil fuels for energy. Note that even today, at 400 ppm, CO₂ is still far lower than it has been during the most of this 600 million history.

fungi developed enzymes that could digest the lignin in wood.⁹ It is plausible that these species consumed vast stores of dead wood near the surface, with the attendant release of CO₂ into the atmosphere. Coincident with the development of decomposers that could digest lignin was a significant reduction of coal formation. Volcanic activity and outgassing of CO₂ from the oceans may also have played a role in bringing CO₂ levels higher.

Regardless of which coal-forming hypothesis one favours, and a combination of the two is plausible, if fungi and other species had not evolved to produce the enzymes necessary to digest lignin, it is likely that atmospheric CO₂ would have continued to decline until it reached the 150 ppm threshold for the survival of plant life. At that point, species of plants would begin to die for lack of CO₂, and as more carbon was sequestered as wood and as calcium carbonate in marine deposits, living biomass would begin to shrink steadily until most or all of it died. It was therefore most fortuitous that white rot fungi and other species evolved the enzymes to digest lignin, or the history of life on Earth would have been considerably shorter.



With this historical background, we will now focus on the period from 140 million years ago to the present. Having

recovered to approximately 2,500 ppm, CO₂ concentrations gradually and steadily fell to what is likely the lowest level it has been in the history of the Earth. The ice cores drilled at Vostok Station in Antarctica indicate that at the height of the last major glaciation event, 18,000 years ago, CO₂ dropped to roughly 180 ppm (See Figure 3).¹⁰ This is only 30 ppm above the level of starvation for most plant species, which is 150 ppm.¹¹

One hundred and forty million years ago at 2,500 ppm, the atmosphere held 4,750 Gt of carbon as CO₂. At 180 ppm, the atmosphere held 342 Gt of carbon as CO₂, which over the 140-million-year period represented a loss of 4,530 Gt of carbon or 92.8 per cent of atmospheric CO₂. While we do not have accurate estimates of volcanic emissions of CO₂ or of deep ocean sequestration of CO₂ over this period, we do have a very good representation of the net effect on atmospheric levels of CO₂. Because of this decline, on a number of occasions during the present Pleistocene Ice Age, CO₂ has dropped during major glaciations to dangerously low levels relative to the requirements of plants for their growth and survival. At 180 ppm, there is no doubt that the growth of many plant species was substantially curtailed.¹²

The solubility pump and the biological pump continuously remove carbon dioxide from the atmosphere.¹³ The

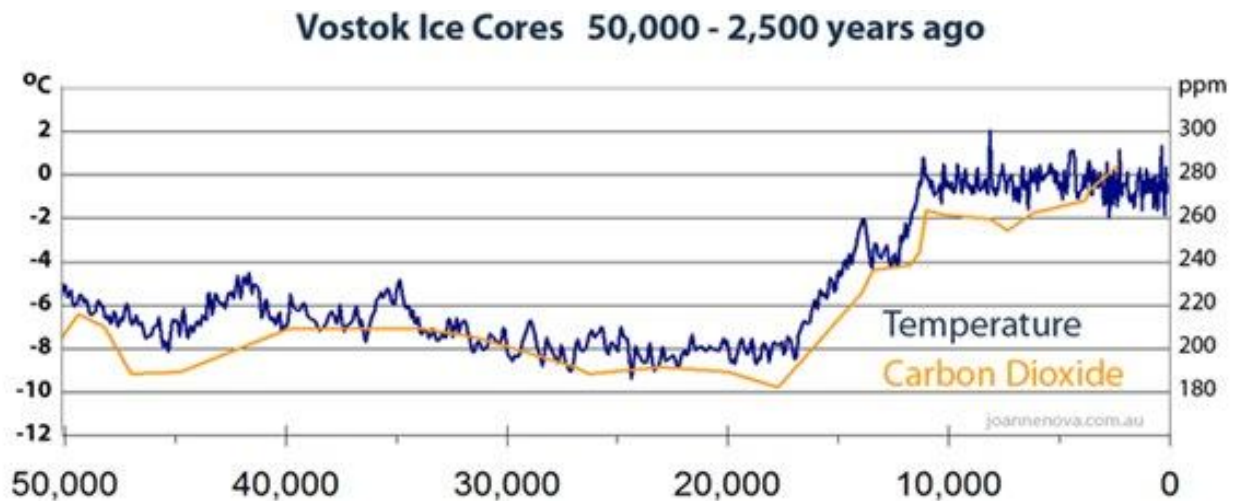


Figure 3. Graph of temperature and CO₂ concentration from the Vostok ice cores in Antarctica showing that atmospheric CO₂ concentration descended close to 180 ppm at 18,000 YBP (years before present). Note that CO₂ levels tend to lag behind changes in temperature.¹⁴

solubility pump refers to the high solubility of CO₂ in cold ocean water at higher latitudes where sinking cold seawater carries it into the depths of the ocean. The biological pump refers to the sequestration of carbon from biomass and calcium carbonate (CaCO₃) from planktonic shells, corals and shellfish into the deep ocean sediments. During the past 140 million years, these processes have removed more than 90 per cent of the CO₂ in the atmosphere.

The steady reduction of CO₂ in the atmosphere over the past 140 million years from 2,500 ppm to 180 ppm, prior to the Holocene interglacial period and prior to significant human emissions of CO₂, amounts to a net loss from the global atmosphere of 32 thousand tonnes (Kt) of carbon every year. We can reasonably surmise that the primary cause of this downward trend was CaCO₃ deposition from plankton and coral reefs in marine sediments.¹⁵ During the major glaciations, cooling oceans may also have absorbed additional CO₂.



After the most recent major glaciation peaked 18,000 years ago, CO₂ levels began to rise in the atmosphere, reaching 260 ppm 10,000 years ago and 280 ppm prior to the Industrial Revolution when fossil fuels became dominant for energy production. The most plausible explanation for the majority of this rise is outgassing of CO₂ from the oceans as they warmed with a warming climate.¹⁶ Since then, human emissions of CO₂ have contributed to raising the level to about 400 ppm, a level perhaps not experienced during the past 10 million to 20 million years. Since the onset of the Industrial Age, CO₂ has risen by 120 ppm or approximately 230 Gt of carbon in a little more than 100 years, whereas the lesser “natural” increase from 180 ppm to 280 ppm took about 15,000 years. The increase during the Industrial Age is likely due to a combination of fossil fuel combustion, land-use change, cement production and possibly outgassing of CO₂ from the oceans due to rising global temperature. This latter point is the subject of much discussion and contention but is not of principal concern in the context of this paper.

THE DISTRIBUTION OF CARBON TODAY

The global atmosphere today, at about 400 ppm CO₂, contains approximately 850 Gt of carbon compared with the oceans, which contain approximately 38,000 Gt of carbon, most of which was initially absorbed as CO₂ from the atmosphere. (See Figure 4) Therefore, the emission or absorption of 1 per cent of CO₂ from or into the oceans would make a 45 per cent change to the CO₂ level in the atmosphere at the present concentration of CO₂.

The truly astounding figure is the estimate of 100,000,000 Gt (one hundred million billion tons, also known as 100 quadrillion tons) of carbon in carbonaceous rocks, all or most of which originated from CO₂ in the global atmosphere. If all that CO₂ had remained in the atmosphere, it would represent approximately 70 current global atmospheres by weight at 100 per cent CO₂. This highlights the fact that during the Earth's early times, vast quantities of CO₂ were outgassed from volcanism. During the past 3.5 billion years, the vast majority (about 99.5 per cent) of the carbon in that

CO₂ has been sequestered in carbonaceous rocks and to a much lesser extent, fossil fuels.

It is interesting to note that our closest neighbouring planets, Venus and Mars, have atmospheres that are dominated by CO₂, likely from early volcanic eruptions. Neither of them evolved life that could convert the CO₂ to CaCO₃ to be buried in marine sediments.



The solubility of CO₂ in the oceans is dependent on the salinity and temperature of the oceans and on CO₂ concentration in the atmosphere. Salinity varies among oceans between 30 parts per thousand and 38 parts per thousand and is relatively constant over time. The oceans have warmed since the height of the Little Ice Age, so it is likely there has been a net outgassing from them during the past 300 years, at least until human-caused emissions of CO₂ began in earnest. From the literature, it appears that we do not have definitive quantitative data for the fate

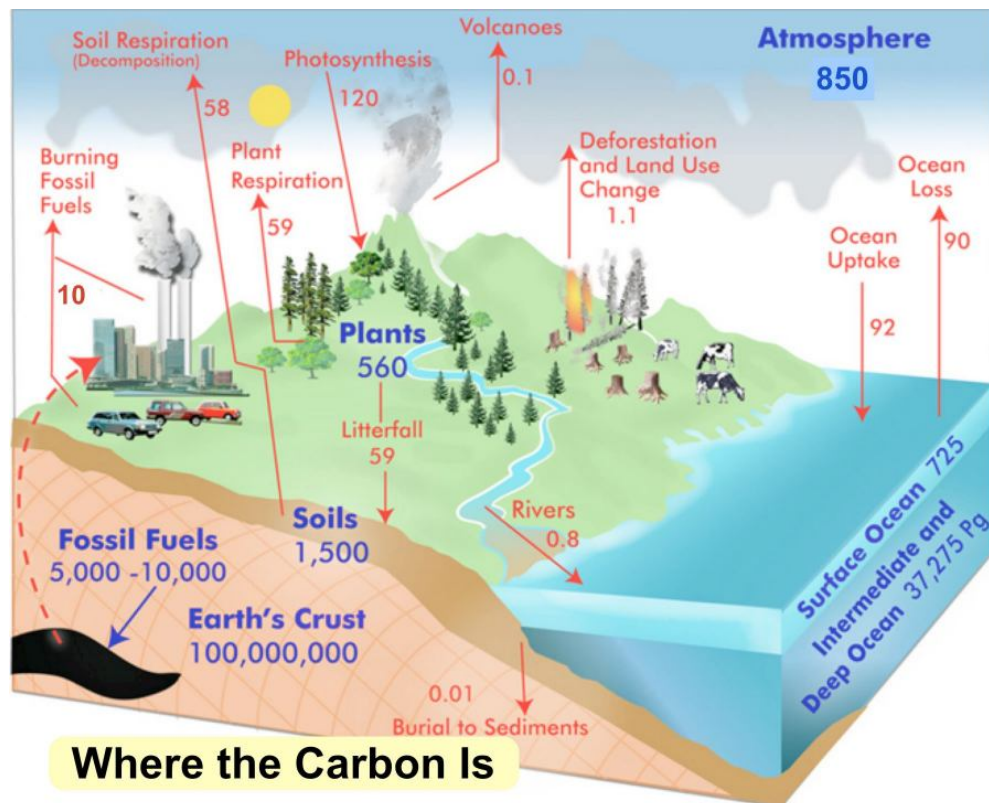


Figure 4. Depiction of the global carbon budget in Gt of carbon. Values in blue are stocks of carbon while values in red are annual flows. Note that the ocean contains nearly 50 times as much carbon as the atmosphere does, and the ocean and atmosphere are in constant flux.¹⁷

of the current 10 Gt of carbon emitted annually due to human activities. We can measure the increase in the CO₂ concentration in the atmosphere, but some of this may be due to outgassing from the warming oceans rather than from human-caused emissions. Many scholars conclude that the oceans are absorbing roughly 25 per cent of the human CO₂ emissions, therefore negating the possibility of a net outgassing of CO₂. It is generally recognized that global plant biomass is increasing because of increased CO₂ in the atmosphere, but quantifying this accurately is difficult. One recent paper concluded that most of the short-term CO₂ uptake is by terrestrial plants and that very little, if any, is absorbed by the oceans.¹⁸

In recent years there has been an outpouring of papers warning that if CO₂ emissions continue, and CO₂ levels in the atmosphere continue to rise, that a phenomenon called "ocean acidification" will occur that will threaten the entire marine food chain. Some postulate that the decrease in the pH of the oceans will render it impossible for calcifying species such as corals, shellfish, and calcifying species of plankton such as coccolithophores and foraminifera to produce their shells from CaCO₃. The author has recently published an in-depth paper on this subject. The paper concludes that "ocean acidification" is a fabrication and provides five key factors that make such an outcome impossible.¹⁹



The most important question facing a species on Earth today is how long would it have been in the absence of human-caused CO₂ emissions until the gradual depletion of CO₂ in the atmosphere fell to levels that began to decrease biomass due to starvation, thus signaling the beginning of the end of life on Earth?

It is commonly believed that volcanic activity results in massive emissions of CO₂ comparable to or greater than human-caused emissions. This is not the case. Whereas the original atmospheric CO₂ was the result of massive

outgassing from the Earth's interior, there is no evidence that large volumes of new CO₂ were added to the atmosphere during the 140-million-year decline leading to the present era. The eruption of Mount Pinatubo, the largest in recent history, is estimated to have released the equivalent of 2 per cent of the annual human-caused CO₂ emissions. Therefore, in the absence of human-caused emissions, it could reasonably be presumed that CO₂ levels would have continued to fall as they had done for the previous 140 million years.²⁰

Judging by the timing of the many glacial and interglacial periods during the Pleistocene Ice Age, the next major glaciation period could begin any time. Interglacial periods have generally been of 10,000 years' duration, and this Holocene interglacial period began nearly 12,000 years ago. In the absence of human-caused CO₂ emissions and other environmental impacts, there is no reason to doubt that another major glaciation would have occurred, following the pattern that has been established for at least the past 800,000 years, as established by the European Project for Ice Coring in Antarctica (EPICA),²¹ and presumably for the past 2.5 million years of the Pleistocene Ice Age. These glaciations have coincided with the Milankovitch cycles.²² (See Figure 5) The Milankovitch cycles are determined by oscillations in the Earth's orbit and by cycles of the tilt of the Earth toward the sun. The strong correlation between the onset of major periods of glaciation during the past 800,000 years and the Milankovitch cycles has led the majority of earth scientists and climatologists to accept the hypothesis that the major glaciations are tied to the Milankovitch cycles in a cause-effect relationship.

For 90 million years from the late Jurassic Period to the Early Tertiary Period, global temperature rose considerably while CO₂ levels steadily declined.

Then after the Paleocene-Eocene Thermal Maximum, there began a 50-million-year cooling trend in global temperature to the current era. (See Figure 6) The Paleocene-Eocene Thermal Maximum saw an average global temperature

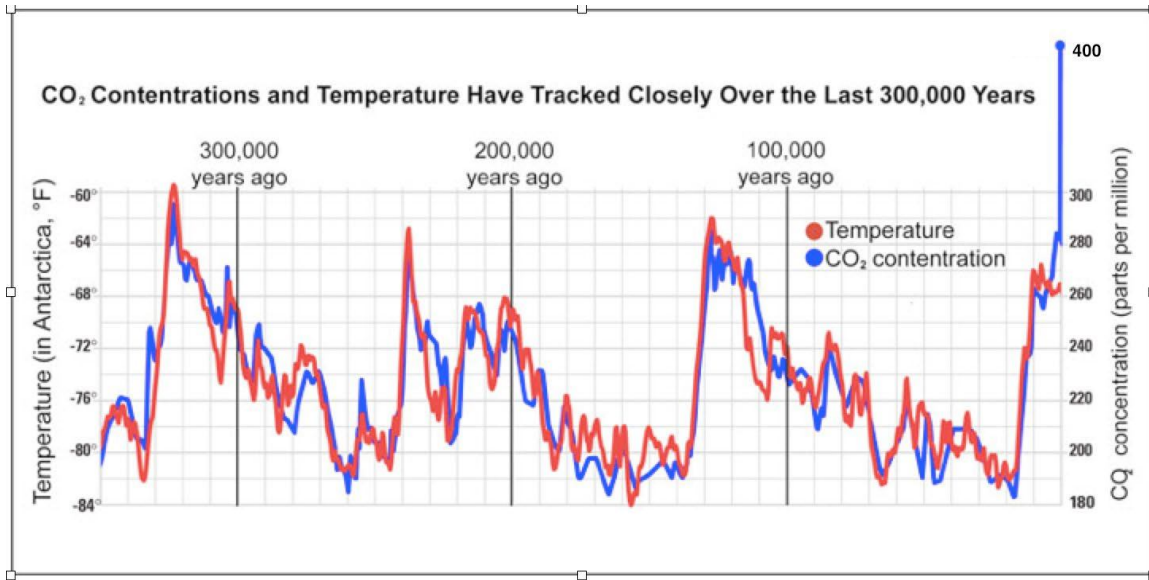


Figure 5. Graph showing the atmospheric CO₂ concentration and temperature from Antarctica for the most recent four interglacial periods, closely tied to the Milankovitch cycles of 100,000 years. This graph is based on data from the 420,000 year record obtained from the Vostok ice cores drilled by Russian scientists.²³ Note the gradual nature of the onset of colder temperatures and the rapid warming at the end of the cycle. Note that the peak warming during the most recent interglacial period (the Holocene) is lower than during the previous three interglacial periods.²⁴

as much as 16°C higher than the temperature today. Yet, the ancestors of every species living today must have survived through this period, as they had also survived through previous much colder climates. It is instructive to note that despite the numerous periods of extreme climatic conditions and cataclysmic events, every species alive today is descended from species that survived those

conditions. This leads one to question the predictions of mass species extinction and the collapse of human civilization if the average global temperature exceeds a rise of 2°C above today's level.²⁵

It may seem surprising that the average global temperature could have been 16°C higher in previous ages, as this

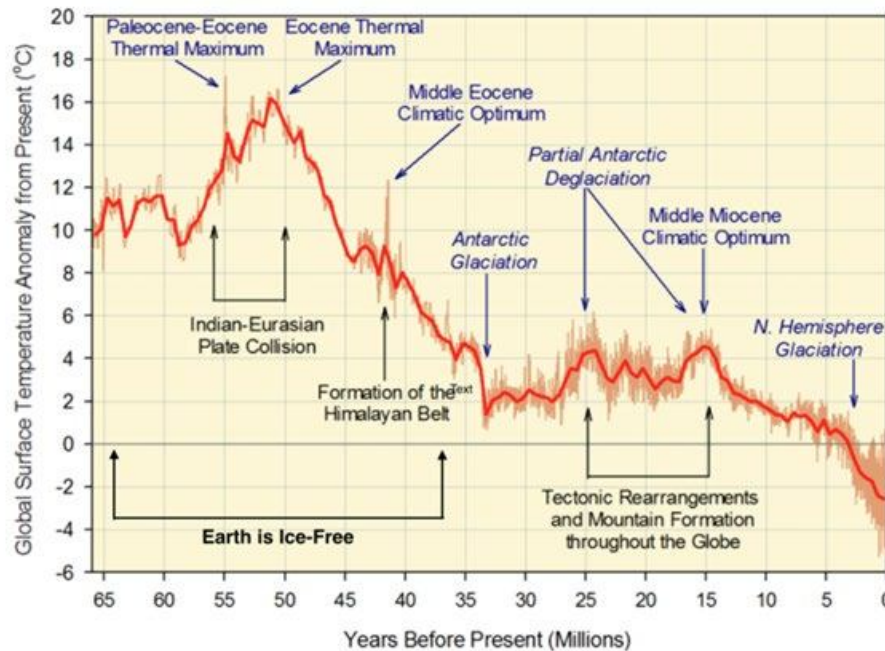


Figure 6. Global surface temperature from 65 million YBP showing the major cooling trend over the past 50 million years. While the poles were considerably warmer than they are today, there was much less warming in the tropics, which remained habitable throughout. The Earth is in one of the coldest periods during the past 600 million years.²⁶

would appear to render parts of the Earth that are warm today virtually uninhabitable. The key to understanding this is that when the Earth warms, it does so disproportionately, depending on the latitude. While the Arctic and Antarctic experience considerable warming, there is much less warming in the tropics. Thus, the tropical regions remain habitable while the high latitudes shift from polar to temperate, and during the warmest ages, they shift to a tropical climate.

It is clear from the 800,000-year Antarctic ice core record that the coldest periods during major glaciations coincide with the lowest levels of CO₂ in the atmosphere. (see Figure 5) The correlation is certainly strong enough during this period to suggest a causal relationship between CO₂ and temperature. However, there is disagreement in the literature about which is the cause and which is the effect. Those who ascribe the warming over the past century to greenhouse gas emissions, CO₂ in particular, also tend to agree with the position set forth in Al Gore's *An Inconvenient Truth: The Planetary Emergency of Global Warming and What We Can Do about It*, that the warming during the interglacial periods is caused by rising CO₂ levels.²⁷ However, it is problematic to postulate how the Milankovitch cycles could cause an increase or decrease in atmospheric CO₂ levels, whereas it is plausible that the Milankovitch cycles could cause a fluctuation in global temperature due to changes in solar radiation, which in turn could cause either CO₂ outgassing from or absorption into the oceans. Indeed, both sets of ice core data from Antarctica show that changes in temperature usually precede changes in CO₂ levels, suggesting that temperature change is the cause of change in the level of CO₂.²⁸ Some have suggested that although the onset of warming after a glaciation is caused by the Milankovitch cycles, the subsequent outgassing of CO₂ from the ocean then becomes the predominant driver of further warming.²⁹ Presumably, it would also be postulated that the cooling leading to glaciation is triggered by the Milankovitch cycle and then driven by reduced CO₂ levels due to ocean absorption. This hypothesis is not proven.

It is extremely unlikely or perhaps impossible to imagine how CO₂ could have increased from a pre-industrial 280 ppm to 400 ppm in the absence of human-caused emissions. No other species, existing or imagined in the near future, is capable of digging and drilling into the massive deposits of fossil fuels and then burning them so as to release CO₂ back into the atmosphere from where it had come in the first place. Many scientists think this increase in atmospheric CO₂ is the dominant cause of the slight warming (0.5C) of the atmosphere over the past 65 years. Only time will tell if this is the case. Since the Little Ice Age peaked around 1700, the climate has been warming in fits and starts for about 300 years. It is possible that the most recent warming is a continuation of the longer period of warming that had already begun long before human-caused CO₂ emissions could have been a factor.

HIGHER CO₂ CONCENTRATIONS WILL INCREASE PLANT GROWTH AND BIOMASS

It has been well demonstrated that the increase in CO₂ in the atmosphere is responsible for increased plant growth on a global scale. Many studies suggest that nearly 25 per cent of human-caused CO₂ emissions, or 2.5 Gt of carbon annually, are absorbed by plants, thus increasing global plant biomass. A recent study postulates that up to 50 per cent of human CO₂ emissions are absorbed by increased plant growth.³⁰ This has been described as a “greening

of the Earth” as CO₂ reaches concentrations well above the near-starvation levels experienced during the major glaciations of the Pleistocene.³¹ The most prestigious Australian science body, the Commonwealth Scientific and Industrial Research Organisation (CSIRO), has shown that CO₂ particularly benefits plants that are adapted to dry climates. In higher CO₂ environments, they become more efficient at photosynthesis, growing faster without using more water.³²

One of the most impressive records comes from an experimental forest in Germany where there is a continuous



Figure 7. Craig Idso, expert on CO₂ and author of the CO₂Science website³⁴ demonstrating the growth-rate of pine trees under ambient conditions versus the addition of 150 ppm, 300 ppm and 450 ppm CO₂. In a higher CO₂ world there will be a great increase in the growth of food crops, forests, and wild landscapes around the world. Studies also demonstrate that higher CO₂ levels in the oceans will result in increased growth of phytoplankton and other marine plants.³⁵

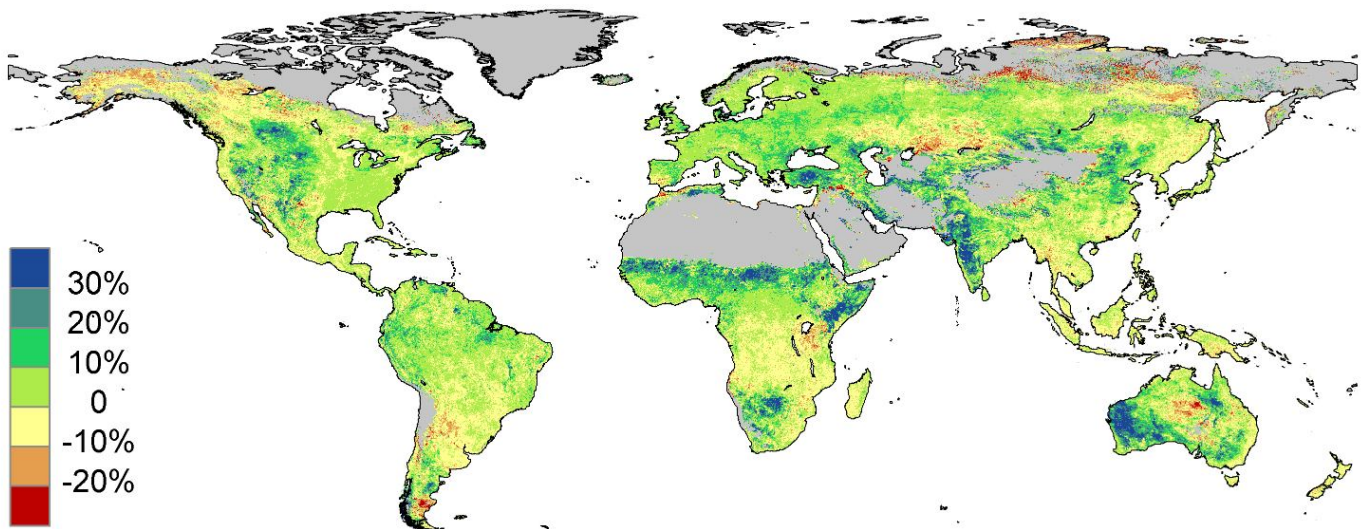


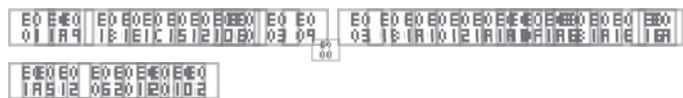
Figure 8. Change in net primary productivity of vegetation 1982 to 2010. The driest regions, such as Western Australia, sub-Saharan Africa, western India and the Great Plains of North America, show the greatest increase in plant growth.³⁶

record of forest growth since 1870. Since 1960, as CO₂ emissions began to rise rapidly, the growth rate of individual trees has increased by 32 per cent to 77 per cent. While some of this may be due to the slight increase in temperature since 1960, the much higher growth rate is consistent with laboratory and field studies on the effect of increased CO₂ levels on plants.³³

It is not widely known that greenhouse operators worldwide inject additional CO₂ into their greenhouses in order to increase the growth and yield of their crops. Among horticulturalists, it is well known that this practice can increase growth by 40 per cent or more. This is because the optimum level of CO₂ for plant growth is between 1,000 ppm and 3,000 ppm in air, much higher than the 400 ppm in the global atmosphere today.³⁷ Every species on Earth, including our own, is descended from ancestors that thrived in climates with much higher levels of CO₂ than are present today.



The debate about climate change has one side insisting that the “science is settled.” Yet, there is no scientific proof that increased CO₂ will result in disaster, as CO₂ has been higher during most of the history of life on Earth than it is today. On the other hand, it can be stated without a doubt that if CO₂ once again falls to the level it was only 18,000 years ago, or lower, there would be a catastrophe unlike any known in human history. We are advised by many scientists that we should be worried about CO₂ levels climbing higher when, in fact, we should actually be worried about CO₂ levels sinking lower.



If humans had not begun to use fossil fuels for energy, it is reasonable to assume that atmospheric CO₂ concentration would have continued to drop as it has done for the past 140 million years. It is also reasonable to assume that

the Earth’s climate would continue to fluctuate between relatively long periods of glaciation and relatively short periods of interglacial climate similar to the present climate. Given continued withdrawal of carbon from the atmosphere into the ocean sediments, it would only be a matter of time before CO₂ dropped to 150 ppm or lower during a period of glaciation. At the average rate of 32 Kt of carbon lost annually, this would occur in less than two million years from now. In other words, the beginning of the end of most life on planet Earth would begin in fewer years into the future than our genus of primates, Homo, has existed as a distinct taxonomic unit.

It is instructive to note that our species is a tropical species that evolved at the equator in ecosystems as warm or warmer than today’s. We were only able to leave the warmth of the tropical climate due to harnessing fire, wearing clothing and building shelters. This allowed us to settle in temperate climates and even Arctic conditions by the sea where domesticated dogs as well as marine mammals made life possible for a very small population. However, we cannot grow food crops in abundance on glaciers or in frozen soil. Moreover, we would not be able to grow much of anything anywhere if the level of CO₂ went below 150 ppm. There is a distinct possibility that no amount of additional CO₂ will shift the climate out of the next major period of glaciation. This is not a reason to abandon hope but rather to marvel at the fact that we can actually put some of the CO₂ needed for life back into the atmosphere while at the same time enjoying abundant, reasonably priced energy from fossil fuels.

There has been a gradual net loss of CO₂ from the atmosphere during the past 550 million years from approximately 14,000 Gt to approximately 370 Gt at the lowest level during the height of the last glaciation. This is a reduction of nearly 98 per cent of one of the most essential nutrients for life on Earth. In the absence of human CO₂ emissions over the past century, it is difficult to imagine how this process of continuous removal of CO₂ would be interrupted. Massive volcanism on a scale not seen for more than 200 million years would be required to

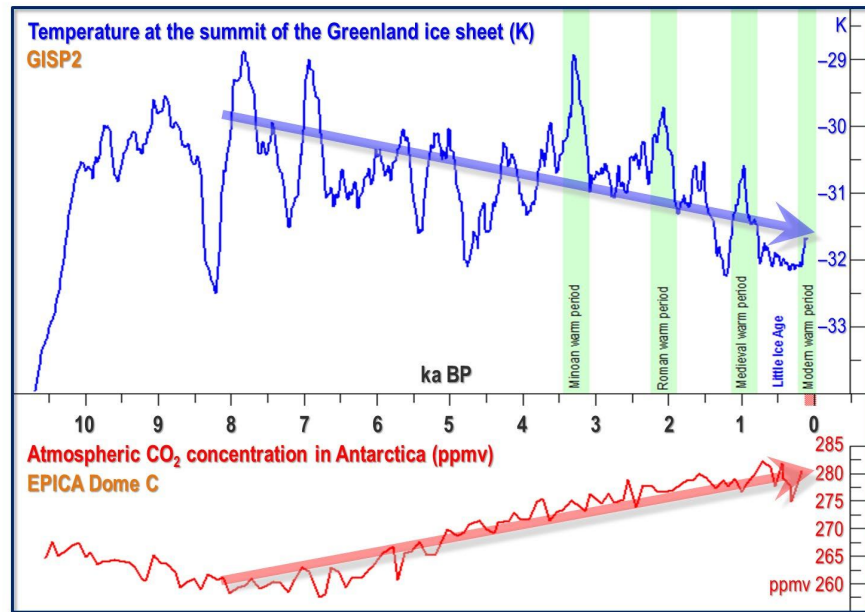


Figure 9. Reconstructed Greenland mean temperature anomalies (top) and Antarctic CO₂ concentration (bottom). Halving the temperature anomalies to allow for polar amplification gives a reasonable approximation of global temperature change in the Holocene. Since the Holocene Optimum began about 9,000 years before present (ka BP), global temperature has fallen by ~1°C, though CO₂ concentration rose throughout.³⁶

bring about a reversal in the long-term CO₂ trend that has now been achieved by human CO₂ emissions. There is no doubt the Earth's interior has cooled substantially over its roughly 4.6-billion-year existence. This makes massive volcanism an ever-decreasing likelihood. There is no other plausible natural mechanism to return carbon to the global atmosphere in the form of CO₂.

The present Holocene interglacial has already endured longer than some previous interglacial periods. The Holocene is also somewhat cooler than previous interglacial periods. Of more urgent concern than the possible starvation of life two million years from now is what would happen at the onset of the next glaciation, possibly a relatively short time from now. In the absence of human CO₂ emissions, both temperature and CO₂ would have dropped to levels that would result in a continuous reduction in plant growth, bringing in climatic conditions similar to or perhaps even more severe than those that occurred in previous glaciations. This would certainly lead to widespread famine and likely the eventual collapse of human civilization. This scenario would not require two million years but possibly only a few thousand. Even if the conditions of the Little

Ice Age reoccurred in the next hundreds of years with a human population of nine billion or more, we can be sure the population would not be nine billion for long.

There is a strong argument to be made that the Earth is already in a cooling trend that is descending into the next 100,000-year cycle of major glaciation. See Figure 5 and note that in the three preceding interglacial periods, there was a sharp peak followed by a steady downward trend in temperature. The peak temperature in this Holocene interglacial period was during the Holocene Optimum between 5,000 and 9,000 years ago. Since then, the warming peaks have been diminishing, and the cool periods have been colder. The Little Ice Age, which peaked about 300 years ago, was possibly the coldest period of climate since the Holocene Optimum.³⁹



Independent scientist James Lovelock provides an interesting example of both these contrasting predictions of future catastrophe versus salvation regarding CO₂

emissions. He is undoubtedly one of the foremost experts in atmospheric chemistry,⁴⁰ which is why NASA retained him to design part of the life-detection equipment for the first U.S. Mars landers.⁴¹ He concluded from the results that there is no life on Mars.

Since publishing his first book on the Gaia hypothesis in 1979, Lovelock became concerned with human civilization's impact on the global atmosphere.⁴² He became a strong advocate for reducing CO₂ emissions, stating that humans had become a "rogue species" against Gaia (the Earth). He went so far as to state in 2006, "Before this century is over, billions of us will die, and the few breeding pairs of people that survive will be in the Arctic where the climate remains tolerable . . . a broken rabble led by brutal warlords."⁴³

Only four years later, in a public speech at London's Science Museum in 2010, Lovelock recanted, stating,

'It is worth thinking that what we are doing in creating all these carbon emissions, far from something frightful, is stopping the onset of a new ice age.

If we hadn't appeared on the earth, it would be due to go through another ice age and we can look at our part as holding that up.

I hate all this business about feeling guilty about what we're doing.⁴⁴

This abrupt reversal of Lovelock's interpretation of CO₂ is precisely what is required universally to avoid the tragedy of depriving billions of people of reasonably priced, reliable energy, especially those with a need to lift themselves out of poverty. There must be a total paradigm shift from demonizing fossil fuels and fearing CO₂ as a toxic pollutant to celebrating CO₂ as the giver of life that it is while continuing to use fossil fuels ever-more efficiently. Like Lovelock, we should be hopeful that CO₂ will prove to be the moderate warming influence that it is predicted to be in

theory. A somewhat warmer world with a higher level of CO₂ in the atmosphere would result in a greener world with more plant biomass, higher yields of food crops and trees, a more hospitable climate in high northern latitudes and a possible reduction in the likelihood of another major glaciation.

It is highly probable, and ironic, that the existence of life itself may have predetermined its own eventual demise due mainly to the development of CaCO₃ as armour plating in marine organisms.⁴⁵ The fact that humans appear able to reverse this fate temporarily due to our recycling of CO₂ back into the atmosphere by burning fossil fuels for energy verges on the miraculous. Nevertheless, there is only so much fossil fuel, and once burned, it is not renewable in the short to medium term. The vast bulk of carbon is sequestered into carbonaceous rocks, mainly as CaCO₃. Today, about 5 per cent of human CO₂ emissions are derived from converting CaCO₃ with heat into CO₂ and CaO (lime) to manufacture cement. Therefore, when fossil fuels become scarce in future centuries, and if CO₂ again begins to dwindle, we will have the option of producing additional CO₂ by burning limestone with nuclear or solar energy, with lime for cement as a useful by-product. This has the potential to extend the existence of a highly productive living Earth into the far distant future.

It is clear from the preceding discussion that rather than bringing on a catastrophic climate condition, human CO₂ emissions are serving to reinstate a balance to the global carbon cycle. By reversing the 140-million-year decline in atmospheric CO₂, we are helping to ensure the continuation of carbon-based life on Earth.

CONCLUSION

CO₂ is essential for life, and twice in the history of modern life there have been periods of steep decline in the concentration of CO₂ in the global atmosphere. If this decline were to have continued at the same rate into the future, CO₂ would eventually fall to levels insufficient to support plant life, possibly in less than two million years. More worrisome is the possibility in the nearer future that during a future glaciation, CO₂ may fall to 180 ppm or lower, thus greatly reducing the growth of food crops and other plants. Human CO₂ emissions have staved off this possibility so that at least during a period of glaciation, CO₂ would be high enough to maintain a productive agricultural industry.

A 140 million year decline in CO₂ to levels that came close to threatening the survival of life on Earth can hardly be described as “the balance of nature”. To that extent human emissions are restoring a balance to the global carbon cycle by returning some of the CO₂ back to the atmosphere that was drawn down by photosynthesis and CaCO₃ production and subsequently lost to deep sediments. This extremely positive aspect of human CO₂ emissions must surely be weighed against the unproven hypothesis that human CO₂ emissions are mainly responsible for the slight warming of the climate in recent years and will cause catastrophic warming over the coming decades. The fact that the current warming began about 300 years ago during the Little Ice Age indicates that it may at least in part be the continuation of the same natural forces that have caused the climate to change through the ages.

Despite a great deal of evidence to the contrary, much of Western society has been convinced that a global warming and a climate change crisis is upon us. The idea of catastrophic climate change is a powerful one, as it encompasses everything and everywhere on Earth. There is nowhere to hide from “carbon pollution.” There is also the combination of fear and guilt: we are fearful that driving our cars will kill our grandchildren, and we feel guilty for doing so.

A powerful convergence of interests among key elites supports and drives the climate catastrophe narrative. Environmentalists spread fear and raise donations; politicians appear to be saving the Earth from doom; the media has a field day with sensation and conflict; scientists and science institutions raise billions in public grants, create whole new institutions, and engage in a feeding frenzy of scary scenarios; businesses want to look green and receive huge public subsidies for projects that would otherwise be economic losers, such as large wind farms and solar arrays. Even the Pope of the Catholic Church has weighed in with a religious angle.

Lost in all these machinations is the indisputable fact that the most important thing about CO₂ is that it is essential for all life on Earth and that before humans began to burn fossil fuels, the atmospheric concentration of CO₂ was heading in a very dangerous direction for a very long time. Surely, the most “dangerous” change in climate in the short term would be to one that would not support sufficient food production to feed our own population. The current “pause” in global warming recorded by two satellites and thousands of weather balloons, now nearly two decades on, does give pause to the hypothesis that higher CO₂ will inevitably lead to higher temperatures.⁴⁶ During this period of no significant warming, about one-third of all human CO₂ emissions since the beginning of the Industrial Age has been emitted into the atmosphere. The best outcome would be that CO₂ does cause some measure of warming, but somewhat lower than that suggested by extreme predictions.⁴⁷

We should ask those who predict catastrophic climate change, including the UN’s Intergovernmental Panel on Climate Change, some pressing questions regarding the outcome if humans had not intervened in the carbon cycle.

- What evidence or argument is there that the global climate would not revert to another glacial period in keeping with the Milankovitch cycles as it has done repeatedly during at least the past 800,000 years?

- What evidence is there that we are not already past the maximum global temperature during this Holocene interglacial period?
- How can we be certain that in the absence of human emissions the next cooling period would not be more severe than the recent Little Ice Age?
- Given that the optimum CO₂ level for plant growth is above 1,000 ppm and that CO₂ has been above that level for most of the history of life, what sense does it make to call for a reduction in the level of CO₂ in the absence of evidence of catastrophic climate change?
- Is there any plausible scenario, in the absence of human emissions, that would end the gradual depletion of CO₂ in the atmosphere until it reaches the starvation level for plants, hence for life on earth?

These and many other questions about CO₂, climate and plant growth require our serious consideration if we are to avoid making some very costly mistakes.

ENDNOTES

- ¹ IPCC AR5. Climate Change 2013: The Physical Science Basis. Contribution of Working Group I to the Fifth Assessment Report of the Intergovernmental Panel on Climate Change. Eds. T.F. Stocker, D. Qin, G.-K. Plattner et al. Cambridge: Cambridge University Press, 2013.
- ² Christopher Monckton, Willie W.-H. Soon, David R. Legates, William M. Briggs. "Why models run hot: results from an irreducibly simple model." *Science Bulletin* 60 (2015): 122-135.
- ³ D.J. Stevenson in *Earth's Earliest Biosphere: It's Origin and Evolution*. Ed. J. William Schopf. Princeton, NJ: Princeton University Press, 1983, 32.
- ⁴ D.Y.C. Wang, S. Kumar and S.B. Hedges. "Divergence time estimates for the early history of animal phyla and the origin of plants, animals and fungi." *Proceedings of the Royal Society of London: Biological Sciences* 266, no. 1415 (1999): 163-171.
- ⁵ Nasif Nahle. "Cycles of Global Climate Change." *Biology Cabinet Journal Online*, July 2009. http://www.biocab.org/Climate_Geologic_Timescale.html. Referencing C.R. Scotese, *Analysis of the Temperature Oscillations in Geological Eras*, 2002; W.F. Ruddiman, *Earth's Climate: Past and Future*, New York, NY: W.H. Freeman and Co., 2001; Mark Pagani et al., "Marked Decline in Atmospheric Carbon Dioxide Concentrations during the Paleocene." *Science* 309, no. 5734 (2005): 600-603.
- ⁶ R.H. Whittaker. "Primary Production and Plant Biomass for the Earth." Quoted in Peter Stiling, *Ecology: Theories and Applications*, Prentice Hall, 1996. https://en.m.wikipedia.org/wiki/Gross_primary_productivity#GPP_and_NPP.
- ⁷ Matthew P. Nelsen, William A. DiMichele, Shanan E. Peters and C. Kevin Boyce. "Delayed fungal evolution did not cause the Paleozoic peak in coal production." *PNAS Early Edition*, December 2015. <http://www.pnas.org/cgi/doi/10.1073/pnas.1517943113>.
- ⁸ David Biello. "White Rot Fungi Slowed Coal Formation." *Scientific American*, 2012. <http://www.scientificamerican.com/article/mushroom-evolution-breaks-down-lignin-slows-coal-formation/>.
- ⁹ Floudas, D. et al. "The Paleozoic Origin of Enzymatic Lignin Decomposition Reconstructed from 31 Fungal Genomes." *Science* 336 (2012): 1715-1719.
- ¹⁰ J.R. Petit et al. "Four Climate Cycles in Vostok Ice Core." *Nature* 387 (1997): 359-360.
- ¹¹ J.K. Ward et al. "Carbon starvation in glacial trees recovered from the La Brea tar pits, southern California." *Proceedings of the National Academy of Sciences of the United States of America* 102 (2005): 690-694.
- ¹² J.K. Ward. "Evolution and growth of plants in a low CO₂ world." In *A History of Atmospheric CO₂ and Its Effects on Plants, Animals, and Ecosystems*. Eds. J. Ehleringer, T. Cerling and D. Dearing, 232-257. Springer-Verlag, 2005.
- ¹³ I. Marinov. *The Ocean Carbon Pumps - How do the Oceanic Carbon Pump [sic] Control Atmospheric pCO₂? Theory and Models*, 2011. www.mathclimate.org/sites/default/files/IrinaMarinov-OceanCarbonPumps.pdf.
- ¹⁴ Joanne Nova. "The 800 year lag in CO₂ after temperature – graphed." *JoNova*. <http://joannenova.com.au/global-warming-2/ice-core-graph/>.
- ¹⁵ G. Santomauro et al. "Formation of Calcium Carbonate Polymorphs Induced by Living Microalgae." *Journal of Biomaterials and Nanobiotechnology* vol. 3 no.4 (2012): 413-420. <http://www.scirp.org/Journal/Home.aspx?IssueID=2217#vphEFr9Cags>.
- ¹⁶ J.B. Pedro, S.O. Rasmussen and T.D. van Ommen. "Tightened constraints on the time-lag between Antarctic temperature and CO₂ during the last deglaciation." *Climate Past* 8 (2012): 1213-1221.
- ¹⁷ GLOBE Carbon Cycle Project. "Global Carbon Cycle." 2010. Adapted from R.A. Houghton, "Balancing the Global Carbon Budget," *Annu. Rev. Earth Planet*, obtained from NASA, <http://www.nasa.gov/topics/nasalife/features/globe-workshop.html>. Author updated atmospheric CO from 750 to 850 and fossil fuel CO₂ emissions from 7.7 to 10 to reflect current levels.
- ¹⁸ P. Peylin et al. "Global atmospheric carbon budget: results from an ensemble of atmospheric CO₂ inversions." *Biogeosciences* 10 (2013): 6699-6720.
- ¹⁹ Patrick Moore. "Ocean Acidification 'Alarmism' in Perspective." *Frontier Centre for Public Policy*, November 2015.
- ²⁰ U.S. Geological Survey. "Which produces more CO₂, volcanic or human activity?" February 2007. http://hvo.wr.usgs.gov/volcanowatch/archive/2007/07_02_15.html.
- ²¹ EPICA Community Members. "Eight glacial cycles from an Antarctic ice core." *Nature* 429 (2004): 623-628.
- ²² J.D. Hays, J. Imbrie, N.J. Shackleton. "Variations in the Earth's Orbit: Pacemaker of the Ice Ages." *Science* 194 (4270) (1976): 1121-1132.

- ²³J.R. Petit, J. Jouzel, D. Raynaud, N.I. Barkov, J.M. Barnola, et al. "Climate and Atmospheric History of the Past 420,000 years from the Vostok Ice Core Antarctica." *Nature* 399 (1999): 429-436.
- ²⁴"CO₂ Concentrations and Temperature Have Tracked Closely Over the Last 300,000 Years." Southwest Climate Change Network. http://www.southwestclimatechange.org/figures/icecore_records. Credits the Marian Koshland Science Museum of the National Academy of Sciences.
- ²⁵M. Fischetti. "2-Degree Global Warming Limit is Called a 'Prescription for Disaster.'" *Scientific American*, 2011. <http://blogs.scientificamerican.com/observations/2011/12/06/two-degree-global-warming-limit-is-called-a-prescription-for-disaster/>.
- ²⁶Ned Nikolov and Karl Zeller. "Unified Theory of Climate: Expanding the Concept of Atmospheric Greenhouse Effect Using Thermodynamic Principles: Implications for Predicting Future Climate Change." USFS Rocky Mountain Research Station, Fort Collins, CO, 2011.
- ²⁷Al Gore. *An Inconvenient Truth: The Planetary Emergency of Global Warming and What We Can Do about It*. New York: Rodale, 2006.
- ²⁸J.B. Pedro, S.O. Rasmussen and T.D. van Ommen. "Tightened constraints on the time-lag between Antarctic temperature and CO₂ during the last deglaciation." *Climate of the Past* 8 (2012): 1213-1221.
- ²⁹John Cook. "Why Does CO₂ Lag Temperature?" *Skeptical Science*, January 9, 2010. [www.skepticalscience.com/Why-does-CO₂-lag-temperature.html](http://www.skepticalscience.com/Why-does-CO2-lag-temperature.html).
- ³⁰P. Peylin et al. "Global atmospheric carbon budget: results from an ensemble of atmospheric CO₂ inversions." *Biogeosciences* 10 (2013): 6699-6720.
- ³¹Randall J. Donohue, Michael L. Roderick, Tim R. McVicar, Graham D. Farquhar. "Impact of CO₂ fertilization on maximum foliage cover across the globe's warm, arid environments." *Geophysical Research Letters* 40 (2013): 3031-3035.
- ³²CSIRO Australia. "Deserts 'greening' from rising carbon dioxide: Green foliage boosted across the world's arid regions." *ScienceDaily*, July 8, 2013. www.sciencedaily.com/releases/2013/07/130708103521.htm.
- ³³H. Pretzsch et al. "Forest stand growth dynamics in Central Europe have accelerated since 1870." *Nature Communications* 5 (2014): 4967.
- ³⁴CO₂ Science, Center for the Study of Carbon Dioxide and Global Change, Tempe, Arizona. www.co2science.org/
- ³⁵M.D. Iglesias-Rodriguez et al., "Phytoplankton Calcification in a High-CO₂ World," *Science* 320 (5847) (April 2008): 336-340. <http://www.sciencemag.org/content/320/5874/336.full#F1>.
- ³⁶CSIRO Australia. "Deserts 'greening' from rising carbon dioxide."
- ³⁷R.L. Garcia, S.B. Idso and B.A. Kimball. "Net photosynthesis as a function of carbon dioxide concentration in pine trees grown at ambient and elevated CO₂." *Environmental and Experimental Botany* 34: (1994): 337-341; J.A. Teixeira da Silva, D.T.T. Giang and M. Tanaka. "Micropropagation of Sweetpotato (*Ipomoea batatas*) in a novel CO₂-enriched vessel." *Journal of Plant Biotechnology* 7 (2005): 67-74.
- ³⁸Michael Pacnik. "Does CO₂ correlate with temperature history? – A look at multiple timescales in the context of the Shakun et al. paper." *Watts Up With That?* <http://wattsupwiththat.com/2012/04/11/does-co2-correlate-with-temperature-history-a-look-at-multiple-timescales-in-the-context-of-the-shakun-et-al-paper/>, crediting [http://www.climate4you.com/images/GISP2%20TemperatureSince10700%20BP%20with%20CO₂%20from%20EPICA%20DomeC.gif](http://www.climate4you.com/images/GISP2%20TemperatureSince10700%20BP%20with%20CO2%20from%20EPICA%20DomeC.gif).
- ³⁹Dr. Robert G. Brown. Quoted in Anthony Watts, "A response to Dr. Paul Bair's use of 'denier' in the scientific literature," *Watts up With That*, June 22, 2012. <http://wattsupwiththat.com/2012/06/22/a-response-to-dr-paul-bains-use-of-denier-in-scientific-literature/>.
- ⁴⁰J.E. Lovelock. "A Physical Basis for Life Detection Experiments." *Nature* 207 (1965): 568-570.
- ⁴¹D.R. Hitchcock and J.E. Lovelock. "Life detection by atmospheric analysis." *Icarus* 7 (1967): 149-159.
- ⁴²J.E. Lovelock. *Gaia: A New Look at Life on Earth*. New York: Oxford University Press, 1979.
- ⁴³Michael McCarthy. "Environment in crisis: 'We are past the point of no return.'" *The Independent*, January 15, 2006. <http://www.independent.co.uk/environment/environment-in-crisis-we-are-past-the-point-of-no-return-6111631.html>.
- ⁴⁴Donna Bowater. "How carbon gases have 'saved us from a new ice age.'" *Daily Express*, March 11, 2010.
- ⁴⁵Peter Ward and Donald Brownlee. *The Life and Death of Planet Earth: How the New Science of Astrobiology Charts the Ultimate Fate of Our World*. New York: Henry Holt and Company, 2004.
- ⁴⁶Roy W. Spencer, John R. Christy, and William D. Braswell. "Version 6.0 of the UAH Temperature Dataset Released." April 28, 2015. <http://www.drroyspencer.com/wp-content/uploads/Version-61.pdf>; Christopher Monckton, Willie Soon and David R Legates. "The Profiteers of Doom Were Wrong About Climate." *Breitbart News*, February 9, 2016. <http://www.breitbart.com/big-government/2016/02/09/the-profiteers-of-doom-were-wrong-about-climate/>.
- ⁴⁷J. Hansen et al. "Ice melt, sea level rise and superstorms: evidence from paleoclimate data, climate modeling, and modern observations that 2 °C global warming is highly dangerous." *Atmos. Chem. Phys. Discuss* 15 (2015): 20059-20179.

BIBLIOGRAPHY

- Biello, David. "White Rot Fungi Slowed Coal Formation." *Scientific American* 2012. <http://www.scientificamerican.com/article/mushroom-evolution-breaks-down-lignin-slows-coal-formation/>.
- Bowater, Donna. "How carbon gases have 'saved us from a new ice age.'" *ABC News* March 11, 2010.
- Brown, Robert G. Quoted in Anthony Watts, "A response to Dr. Paul Bain's use of 'denier' in the scientific literature." *Watts Up With That* June 22, 2012. <http://wattsupwiththat.com/2012/06/22/a-response-to-dr-paul-bain-s-use-of-denier-in-scientific-literature/>.
- "CO₂ Concentrations and Temperature Have Tracked Closely Over the Last 300,000 Years," Southwest Climate Change Network, http://www.southwestclimatechange.org/figures/icecore_records.
- CO2 Science. Center for the Study of Carbon Dioxide and Global Change. Tempe, Arizona. www.co2science.org.
- Cook, John. "Why Does CO₂ Lag Temperature?" January 9, 2010. [www.skepticalscience.com/Why-does-CO₂-lag-temperature.html](http://www.skepticalscience.com/Why-does-CO2-lag-temperature.html).
- CSIRO Australia. "Deserts 'greening' from rising carbon dioxide: Green foliage boosted across the world's arid regions." *CSIRO News* July 8, 2013. www.sciencedaily.com/releases/2013/07/130708103521.htm.
- Donohue, Randall J., Michael L. Roderick, Tim R. McVicar and Graham D. Farquhar. "Impact of CO₂ fertilization on maximum foliage cover across the globe's warm, arid environments." *Journal of Climate* 20 (2013): 3031-3035.
- EPICA Community Members. "Eight glacial cycles from an Antarctic ice core." *Nature* 429 (2004): 623-628.
- Fischetti, M. "2-Degree Global Warming Limit is Called a 'Prescription for Disaster.'" *Scientific American*, 2011. <http://blogs.scientificamerican.com/observations/2011/12/06/two-degree-global-warming-limit-is-called-a-prescription-for-disaster/>.
- Floudas, D. et al. "The Paleozoic Origin of Enzymatic Lignin Decomposition Reconstructed from 31 Fungal Genomes." *Science* 336 (2012): 1715-1719.
- Garcia, R.L., S.B. Idso and B.A. Kimball. "Net photosynthesis as a function of carbon dioxide concentration in pine trees grown at ambient and elevated CO₂." *Journal of Applied Ecology* 4: (1994): 337-341.
- GLOBE Carbon Cycle Project. "Global Carbon Cycle," 2010, adapted from R.A. Houghton, "Balancing the Global Carbon Budget," *Journal of Geophysical Research* 115: (2010): 4107. http://www.nasa.gov/topics/nasa_life_features/globe-workshop.html.
- Gore, Al. *The Inconvenient Truth*. New York: Rodale, 2006.
- Hansen, J. et al. "Ice melt, sea level rise and superstorms: evidence from paleoclimate data, climate modeling, and modern observations that 2°C global warming is highly dangerous." *Earth System Dynamics* 5 (2015): 20059-20179.
- Hays, J.D., J. Imbrie and N.J. Shackleton. "Variations in the Earth's Orbit: Pacemaker of the Ice Ages." *Science* 194(4270) (1976): 1121-1132.
- Hitchcock, D.R. and J.E. Lovelock. "Life detection by atmospheric analysis." *Journal of Atmospheric Sciences* 24 (1967): 149-159.
- Iglesias-Rodriguez, M.D., et al. "Phytoplankton Calcification in a High-CO₂ World." *Science* 320 (5847) (April 2008): 336-340. <http://science.sciencemag.org/content/320/5874/336>.
- IPCC AR5. Climate Change 2013: The Physical Science Basis. Contribution of Working Group I to the Fifth Assessment Report of the Intergovernmental Panel on Climate Change. Eds. T.F. Stocker, D. Qin, G.-K. Plattner et al. Cambridge: Cambridge University Press, 2013.
- Lovelock, J.E. "A Physical Basis for Life Detection Experiments." *Journal of Atmospheric Sciences* 22 (1965): 568-570.
- . *The Greenhouse Effect*. New York: Oxford University Press, 1979.
- Marinov, I. The Ocean Carbon Pumps - How do the Oceanic Carbon Pump [sic] Control Atmospheric pCO₂? Theory and Models, 2011. www.mathclimate.org/sites/default/files/IrinaMarinov-OceanCarbonPumps.pdf.
- McCarthy, Michael. "Environment in crisis: 'We are past the point of no return.'" *Independent.co.uk* January 15, 2006. <http://www.independent.co.uk/environment/environment-in-crisis-we-are-past-the-point-of-no-return-6111631.html>.
- Monckton, Christopher, Willie Soon and David R Legates. "The Profiteers of Doom Were Wrong About Climate." *Breitbart News*, February 9, 2016. <http://www.breitbart.com/big-government/2016/02/09/the-profiteers-of-doom-were-wrong-about-climate/>.
- Monckton, Christopher, Willie W.-H. Soon, David R. Legates and William M. Briggs. "Why models run hot: results from an irreducibly simple model." *Journal of Atmospheric Sciences* 72 (2015): 122-135.

Moore, Patrick. "Ocean Acidification 'Alarmism' in Perspective." Frontier Centre for Public Policy, November 2015.

Nahle, Nasif. "Cycles of Global Climate Change." Biology Cabinet Journal Online, July 2009. http://www.biocab.org/Climate_Geologic_Timescale.html.

Nelsen, Matthew P., William A. DiMichele, Shanan E. Peters and C. Kevin Boyce. "Delayed fungal evolution did not cause the Paleozoic peak in coal production." PNAS December 2015. <http://www.pnas.org/cgi/doi/10.1073/pnas.1517943113>.

Nikolov, Ned and Karl Zeller. "Unified Theory of Climate: Expanding the Concept of Atmospheric Greenhouse Effect Using Thermodynamic Principles: Implications for Predicting Future Climate Change." Fort Collins, CO, 2011.

Nova, Joanne. "The 800 year lag in CO₂ after temperature – graphed." JoNova. <http://joannenova.com.au/global-warming-2/ice-core-graph/>.

Pacnik, Michael. "Does CO₂ correlate with temperature history? – A look at multiple timescales in the context of the Shakun et-al-paper," [http://wattsupwiththat.com/2012/04/11/does-CO₂-correlate-with-temperature-history-a-look-at-multiple-timescales-in-the-context-of-the-shakun-et-al-paper/](http://wattsupwiththat.com/2012/04/11/does-CO2-correlate-with-temperature-history-a-look-at-multiple-timescales-in-the-context-of-the-shakun-et-al-paper/), obtained from [http://www.climate4you.com/images/GISP2%20TemperatureSince10700%20BP%20with%20CO₂%20from%20EPICA%20DomeC.gif](http://www.climate4you.com/images/GISP2%20TemperatureSince10700%20BP%20with%20CO2%20from%20EPICA%20DomeC.gif).

Pagani, Mark et al. "Marked Decline in Atmospheric Carbon Dioxide Concentrations during the Paleocene." *Science* 309, no. 5734 (2005): 600-603.

Pedro, J.B., Rasmussen, S.O. and van Ommen, T.D. "Tightened constraints on the time-lag between Antarctic temperature and CO₂ during the last deglaciation." *Geochimica et Cosmochimica Acta* (2012): 1213-1221.

Petit, J.R. et al. "Four Climate Cycles in Vostok Ice Core." *Science* 277 (1997): 359-360.

Petit, J.R., J. Jouzel, D. Raynaud, N.I. Barkov, J.M. Barnola, et al. "Climate and Atmospheric History of the Past 420,000 years from the Vostok Ice Core Antarctica." *Nature* 399 (1999): 429-436.

Peylin, P. et al. "Global atmospheric carbon budget: results from an ensemble of atmospheric CO₂ inversions." *Geophysical Research Letters* 40 (2013): 6699-6720.

Pretzsch, H. et al. "Forest stand growth dynamics in Central Europe have accelerated since 1870." *Global Change Biology* (2014): 4967.

Ruddiman, W.F. New York, NY: W.H. Freeman and Co., 2001.

Santomauro, G. et al. "Formation of Calcium Carbonate Polymorphs Induced by Living Microalgae." *Journal of Applied Microbiology* 113, no. 4 (2012): 413-420. <http://www.scrip.org/Journal/Home.aspx?IssueID=2217#.VpHEFr9Cags>.

Scotese, C.R. Analysis of the

Spencer, Roy W., John R. Christy, and William D. Braswell. "Version 6.0 of the UAH Temperature Dataset Released." April 28, 2015. <http://www.drroyspencer.com/wp-content/uploads/Version-61.pdf>.

Stevenson, D.J. In Ed. J. William Schopf. Princeton, NJ: Princeton University Press, 1983.

Teixeira da Silva, J.A., D.T.T. Giang and M. Tanaka. "Micropropagation of Sweetpotato in a novel CO₂-enriched vessel." *Plant Cell, Tissue and Organ Culture* (2005): 67-74.

U.S. Geological Survey. "Which produces more CO₂, volcanic or human activity?" February 2007. http://hvo.wr.usgs.gov/volcanowatch/archive/2007/07_02_15.html.

Wang, D.Y.C., S. Kumar and S.B. Hedges. "Divergence time estimates for the early history of animal phyla and the origin of plants, animals and fungi." *Proceedings of the National Academy of Sciences* 96, no. 1415 (1999): 163-171.

Ward, J.K. "Evolution and growth of plants in a low CO₂ world." In Eds. J. Ehleringer, T. Cerling and D. Dearing, 232-257. Springer-Verlag, 2005.

Ward, J.K. et al. "Carbon starvation in glacial trees recovered from the La Brea tar pits, southern California." *Geochimica et Cosmochimica Acta* 69 (2005): 690-694.

Ward, Peter and Donald Brownlee. New York: Henry Holt and Company, 2004.

Whittaker, R.H. "Primary Production and Plant Biomass for the Earth." Quoted in Peter Stiling, Prentice Hall, 1996. https://en.m.wikipedia.org/wiki/Gross_primary_productivity#GPP_and_NPP.